

# 2024 C1D1 MSHSAA Boys District Championship

## Event Results

### Boys Class 1 District 1 Diving

Rank	Order	Diver Name	Team Affiliation	Prelims	Semis	Finals
1	6	Logan Lu	John Burroughs	<u>165.65</u>	<u>268.00</u>	<u>368.50</u>
2	5	Luther Ciorba	Ladue Horton Watkins HS	<u>168.40</u>	<u>259.55</u>	<u>347.05</u>
3	4	Tyler Ortinou	Eureka	<u>140.75</u>	<u>234.10</u>	<u>337.65</u>
4	3	Seth Bender	Rockwood Summit	<u>148.80</u>	<u>230.20</u>	<u>321.05</u>
5	1	Caleb Kentner	West Plains High School	<u>127.65</u>	<u>194.75</u>	<u>279.45</u>
6	2	Dayne Pastrana	Vianney High School	<u>113.20</u>	<u>201.90</u>	<u>277.85</u>



## 2024 C1D1 MSHSAA Boys District Championship

### Detailed Results for Boys Class 1 District 1 Diving

Place	Score	Diver	Team												
Rnd	Dive #	DD	Judges Awards								Jdgs	Dive	Score	Rnk	
<b>1 368.50</b>			Logan Lu								John Burroughs				
1	103B	1.7 1M	7½	7½	7	7½	7½	7½	6½	22.50	38.25	38.25	1		
2	105C	2.4 1M	5	5½	5	4½	6	4½	4	14.50	34.80	73.05	1		
3	401B	1.5 1M	7	7	7	7	7	7½	6½	21.00	31.50	104.55	2		
4	403C	2.2 1M	5½	5½	5	5	5½	4½	4½	15.50	34.10	138.65	1		
5	203C	2.0 1M	4½	4½	4	4½	5½	4½	4½	13.50	27.00	165.65	2		
6	302C	1.6 1M	6½	6	7	6	7½	7	6½	20.00	32.00	197.65	1		
7	303C	2.1 1M	5½	5½	5½	5	5½	5	4	16.00	33.60	231.25	1		
8	5231D	2.1 1M	6	6	5½	5½	6	6	5	17.50	36.75	268.00	1		
9	201B	1.6 1M	7½	7	7½	6½	8	8	8	23.00	36.80	304.80	1		
10	301B	1.7 1M	7	7	6½	6½	7	6½	6½	20.00	34.00	338.80	1		
11	5132D	2.2 1M	4½	4½	4	4	4½	4½	4½	13.50	29.70	368.50	1		
<b>2 347.05</b>			Luther Clorba								Ladue Horton Watkins HS				
1	203C	2.0 1M	4½	4½	5½	5	5	5	4½	14.50	29.00	29.00	2		
2	103B	1.7 1M	6	6½	6	6½	6½	6½	6½	19.50	33.15	62.15	2		
3	403C	2.2 1M	6½	5½	6½	6	7	7	6½	19.50	42.90	105.05	1		
4	401B	1.5 1M	6½	7	6½	6½	7½	6½	6½	19.50	29.25	134.30	2		
5	5132D	2.2 1M	5½	5½	5	5	5½	5	5	15.50	34.10	168.40	1		
6	201B	1.6 1M	5½	6½	5	6½	6	5½	5½	17.00	27.20	195.60	2		
7	104B	2.3 1M	5	5½	5	4½	4½	4½	5	14.50	33.35	228.95	2		
8	301B	1.7 1M	6	6	6	6	6½	5½	5½	18.00	30.60	259.55	2		
9	105C	2.4 1M	4	4	4	4	4½	4	2½	12.00	28.80	288.35	2		
10	5231D	2.1 1M	4½	5	5	5	5½	5½	5	15.00	31.50	319.85	2		
11	302B	1.7 1M	4½	5½	5½	5½	5	5½	4½	16.00	27.20	347.05	2		
<b>3 337.65</b>			Tyler Ortinau								Eureka				
1	401B	1.5 1M	6	6½	6½	6	6	6½	6	18.50	27.75	27.75	4		
2	201A	1.7 1M	6	6½	6½	6½	7	7	7	20.00	34.00	61.75	3		
3	302C	1.6 1M	6	7	6	5½	7½	6½	6½	19.00	30.40	92.15	3		
4	402C	1.6 1M	5½	6	6	6	6½	6	6	18.00	28.80	120.95	4		
5	104C	2.2 1M	3½	3	3	3	3½	2½	3	9.00	19.80	140.75	4		
6	301C	1.6 1M	5	6½	5½	6½	7	6	6	18.50	29.60	170.35	4		
7	5122D	1.9 1M	5½	5½	5½	5½	7	6½	6	17.00	32.30	202.65	3		
8	202A	1.7 1M	6	6½	6	6	7	6	7	18.50	31.45	234.10	3		
9	103B	1.7 1M	6½	6	5½	6½	6½	6	5½	18.50	31.45	265.55	3		
10	403C	2.2 1M	6	5½	6	5½	6½	6½	5½	17.50	38.50	304.05	3		
11	5231D	2.1 1M	5½	5	4½	5½	6	6	5	16.00	33.60	337.65	3		
<b>4 321.05</b>			Seth Bender								Rockwood Summit				
1	301C	1.6 1M	5	6	5	5½	5½	6	5	16.00	25.60	25.60	5		
2	201A	1.7 1M	5½	6½	6	6	7	6	6	18.00	30.60	56.20	4		
3	104C	2.2 1M	4½	4½	5	4½	5½	5	5½	14.50	31.90	88.10	4		
4	403C	2.2 1M	5	4½	5½	5½	5½	5½	5	16.00	35.20	123.30	3		
5	5121D	1.7 1M	5	5	5	5	6	5½	5	15.00	25.50	148.80	3		
6	402C	1.6 1M	5½	4½	6	5½	5½	6	4½	16.50	26.40	175.20	3		
7	5211A	1.8 1M	4½	5	5	5½	5	6	4½	15.00	27.00	202.20	4		
8	203C	2.0 1M	4½	5	4½	4½	5	5	4½	14.00	28.00	230.20	4		
9	103B	1.7 1M	5½	6	6½	7	6	6½	6½	19.00	32.30	262.50	4		

### Detailed Results for Boys Class 1 District 1 Diving


Place	Score	Diver	Team												
Rnd	Dive #	DD	Judges Awards								Jdgs	Dive	Score	Rnk	
<b>4 321.05</b>			Seth Bender								Rockwood Summit				
10	302C	1.6 1M	5½	6	6	6	7½	6½	6	18.00	28.80	291.30	4		
11	202A	1.7 1M	4½	6	5	5½	7	6½	6	17.50	29.75	321.05	4		
<b>5 279.45</b>			Caleb Kentner								West Plains High School				
1	103C	1.6 1M	5	5½	4½	5	5	5	5	15.00	24.00	24.00	6		
2	401C	1.4 1M	6	5½	6	5	6½	6	5½	17.50	24.50	48.50	5		
3	5122D	1.9 1M	4½	4½	4½	5	5	5	5	14.50	27.55	76.05	5		
4	203C	2.0 1M	4	4	4½	4½	4½	4½	4	13.00	26.00	102.05	5		
5	302C	1.6 1M	4½	5	5½	5½	5½	5½	5	16.00	25.60	127.65	5		
6	201A	1.7 1M	5	5	5	5½	5	5	4½	15.00	25.50	153.15	5		
7	301C	1.6 1M	3½	3½	3	3½	4	4	4	11.00	17.60	170.75	5		
8	402C	1.6 1M	5	5	5	5½	5½	5	5	15.00	24.00	194.75	6		
9	104C	2.2 1M	5	5	5	4½	5½	5	5	15.00	33.00	227.75	5		
10	202A	1.7 1M	4½	4½	4½	4½	6	5	5	14.00	23.80	251.55	5		
11	5321D	1.8 1M	5	5	5	5½	5½	5½	4½	15.50	27.90	279.45	5		
<b>6 277.85</b>			Dayne Pastrana								Vianney High School				
1	103C	1.6 1M	6	5	5½	6	6	6	5	17.50	28.00	28.00	3		
2	105C	2.4 1M	Incorrect Dive								0.00	0.00	28.00	6	
3	5132D	2.2 1M	5	5½	5	5½	5	5	4½	15.00	33.00	61.00	6		
4	401B	1.5 1M	5½	5	5	5½	5	5	4½	15.00	22.50	83.50	6		
5	403C	2.2 1M	3½	4½	4	4½	5	4½	5	13.50	29.70	113.20	6		
6	302C	1.6 1M	6	5½	5½	5½	6½	5½	5½	16.50	26.40	139.60	6		
7	202A	1.7 1M	5½	6	5½	6	6	6	5½	17.50	29.75	169.35	6		
8	5231D	2.1 1M	5½	5	5	5	5½	5½	5	15.50	32.55	201.90	5		
9	301C	1.6 1M	4½	5½	4	4½	5½	4½	4	13.50	21.60	223.50	6		
10	101A	1.4 1M	6½	7	6½	5½	7	7	5½	20.00	28.00	251.50	6		
11	201A	1.7 1M	5½	5	5	5½	5½	5	5	15.50	26.35	277.85	6		

# 2024 C1D2 MSHSAA Boys District Championship

## Event Results

### Boys Class 1 District 2 Diving

Rank	Order	Score	Diver Name	Team Affiliation	Pts
1	7	413.70	Jackson Tenny	Lafayette High School	
2	6	378.05	Adin Peper	Lafayette High School	
3	5	374.25	Harry Pendleton	Parkway South	
4	4	345.75	Matthew Finlinson	Parkway West	
5	3	333.05	Daniel Averbukh	Parkway Central	
6	2	330.55	Grant Glisson	Parkway West	
7	1	263.60	Patrick Hayes	Lafayette High School	



## 2024 C1D2 MSHSAA Boys District Championship

### Detailed Results for Boys Class 1 District 2 Diving

Place	Score	Diver	Judges Awards							Jdgs	Dive	Score	Rnk	
<b>1 413.70</b> Jackson Tenny Lafayette High School														
1	103B	1.7	1M	7	6½	6½	6½	7	6	7	20.00	34.00	34.00	2
2	105B	2.6	1M	5	6	6	6	6	5	5½	17.50	45.50	79.50	1
3	5134D	2.6	1M	5	5½	5½	4	5	5	5	15.00	39.00	118.50	1
4	403B	2.4	1M	5	5	4	5	3½	3	3½	12.50	30.00	148.50	1
5	5233D	2.5	1M	5½	5	6	5½	5½	5½	5½	16.50	41.25	189.75	1
6	401B	1.5	1M	6	7½	7	7½	7	6½	7	21.00	31.50	221.25	1
7	301B	1.7	1M	8	7	6	7	7	7	6½	21.00	35.70	256.95	1
8	203B	2.3	1M	6½	7	6½	6½	6½	6	7	19.50	44.85	301.80	1
9	303C	2.1	1M	6	6	5½	6	5½	5½	5½	17.00	35.70	337.50	1
10	201B	1.6	1M	8½	8	7½	8	8	7½	8	24.00	38.40	375.90	1
11	404C	2.8	1M	5½	4½	4½	4½	5	4½	4½	13.50	37.80	413.70	1
<b>2 378.05</b> Adin Peper Lafayette High School														
1	103B	1.7	1M	6½	6½	6½	6½	7½	6½	6½	19.50	33.15	33.15	3
2	5132D	2.2	1M	5½	5½	6	5½	6	5½	6	17.00	37.40	70.55	2
3	105B	2.6	1M	5	5½	5	5	5	5½	4½	15.00	39.00	109.55	2
4	303C	2.1	1M	5	5½	5½	5	5½	5½	5½	16.50	34.65	144.20	2
5	203C	2.0	1M	6½	6½	5½	6½	5½	6	6½	19.00	38.00	182.20	2
6	401B	1.5	1M	6	6½	5	6	6	5½	6	18.00	27.00	209.20	2
7	403C	2.2	1M	5½	5½	5½	5½	5½	5½	5	16.50	36.30	245.50	2
8	301B	1.7	1M	6½	6	6	6	6½	6	7	18.50	31.45	276.95	2
9	201B	1.6	1M	5½	6½	6½	6	6½	6	6½	19.00	30.40	307.35	2
10	5134D	2.6	1M	3½	3	3½	3½	3	3½	4	10.50	27.30	334.65	2
11	404C	2.8	1M	5	5	5	5½	5½	5½	5	15.50	43.40	378.05	2
<b>3 374.25</b> Harry Pendleton Parkway South														
1	103B	1.7	1M	4½	4½	4½	4½	4½	5	4½	13.50	22.95	22.95	7
2	202A	1.7	1M	7	7	6½	6½	6	4½	6	19.00	32.30	55.25	5
3	204C	2.0	1M	5½	5	6	5½	5	4½	5	15.50	31.00	86.25	5
4	5225D	2.7	1M	6½	6½	6	6½	5½	5½	6	18.50	49.95	136.20	3
5	403C	2.2	1M	6½	6	6	6½	5½	5½	5½	17.50	38.50	174.70	3
6	302B	1.7	1M	6½	7½	7	6½	7	6½	6½	20.00	34.00	208.70	3
7	402C	1.6	1M	6½	5	6	5½	5½	5½	6	17.00	27.20	235.90	3
8	105C	2.4	1M	4	4½	4½	4	3½	4	4	12.00	28.80	264.70	3
9	5231D	2.1	1M	4½	3½	4½	4	3	4	4	12.00	25.20	289.90	3
10	304C	2.1	1M	6½	6½	6½	6½	6½	6	6	19.50	40.95	330.85	3
11	5325D	2.8	1M	5	5½	5	5	5½	5	5½	15.50	43.40	374.25	3
<b>4 345.75</b> Matthew Finlinson Parkway West														
1	103B	1.7	1M	5½	6	5½	5½	5½	5½	5½	16.50	28.05	28.05	4
2	204C	2.0	1M	5	4	4½	4	4	3½	4½	12.50	25.00	53.05	6
3	302C	1.6	1M	6	6	5½	6	5½	5½	6	17.50	28.00	81.05	6
4	403C	2.2	1M	6½	6	6	6½	5½	6½	6	18.50	40.70	121.75	5
5	5231D	2.1	1M	6	6½	5	6	5½	6	6	18.00	37.80	159.55	5
6	202A	1.7	1M	6	6	5½	6	6	5½	6	18.00	30.60	190.15	5
7	401A	1.8	1M	5	5½	5	5	4½	4	4½	14.50	26.10	216.25	5
8	304C	2.1	1M	5	5½	5½	5½	6	5½	4	16.50	34.65	250.90	4
9	404C	2.8	1M	4½	3½	4	3½	3½	4	3½	11.00	30.80	281.70	5

### Detailed Results for Boys Class 1 District 2 Diving


Place	Score	Diver	Judges Awards							Jdgs	Dive	Score	Rnk	
<b>4 345.75</b> Matthew Finlinson Parkway West														
10	5221D	1.7	1M	6	5½	5½	5½	5	5½	5½	16.50	28.05	309.75	4
11	105C	2.4	1M	5	5	4½	5	5	5½	5	15.00	36.00	345.75	4
<b>5 333.05</b> Daniel Averbukh Parkway Central														
1	103B	1.7	1M	6	5½	5½	6	5	5	5½	16.50	28.05	28.05	4
2	104C	2.2	1M	6	5½	5	6	5½	5½	5	16.50	36.30	64.35	3
3	5231D	2.1	1M	5½	5	5½	6	5	5½	5	16.00	33.60	97.95	3
4	5223D	2.3	1M	4	4½	5	4½	4½	5	5	14.00	32.20	130.15	4
5	403C	2.2	1M	5½	5½	5	5½	4½	5	5	15.50	34.10	164.25	4
6	402C	1.6	1M	5½	5	6	5½	5	6	5½	16.50	26.40	190.65	4
7	204C	2.0	1M	5½	5	5	6	4½	5½	4½	15.50	31.00	221.65	4
8	302C	1.6	1M	5½	6	5½	6	5½	6	6	17.50	28.00	249.65	5
9	304C	2.1	1M	5½	4½	5	5½	5	5½	4½	15.50	32.55	282.20	4
10	201C	1.5	1M	4	3½	4½	3½	4½	4½	4½	13.00	19.50	301.70	5
11	5122D	1.9	1M	5½	5½	5½	6	5½	5½	5½	16.50	31.35	333.05	5
<b>6 330.55</b> Grant Glisson Parkway West														
1	103B	1.7	1M	6	7	7	7	7	6½	6	20.50	34.85	34.85	1
2	201A	1.7	1M	5	5½	5½	5	5½	5	5	15.50	26.35	61.20	4
3	402C	1.6	1M	5½	5½	5½	6	5	5½	5½	16.50	26.40	87.60	4
4	5122D	1.9	1M	5½	6½	5½	6	5½	5½	6	17.00	32.30	119.90	6
5	104C	2.2	1M	6	6	6	6	6	5½	6	18.00	39.60	159.50	6
6	401C	1.4	1M	6½	6½	6½	6½	7	6½	6½	19.50	27.30	186.80	6
7	301A	1.8	1M	5	5½	5½	5	5½	5	5½	16.00	28.80	215.60	6
8	302C	1.6	1M	6½	6½	6½	6½	6	5½	6½	19.50	31.20	246.80	6
9	5321D	1.8	1M	6	5½	5½	6	6	5½	6	17.50	31.50	278.30	6
10	202C	1.5	1M	5½	5	5½	5	5½	4½	5	15.50	23.25	301.55	6
11	203C	2.0	1M	4½	5	5	5	5	4½	4½	14.50	29.00	330.55	6
<b>7 263.60</b> Patrick Hayes Lafayette High School														
1	103C	1.6	1M	5	5	5½	6	5½	5½	6	16.50	26.40	26.40	6
2	5132D	2.2	1M	4	4	4½	4	4	4½	4	12.00	26.40	52.80	7
3	102B	1.5	1M	4	3½	4½	3½	3	3½	4	11.00	16.50	69.30	7
4	302C	1.6	1M	4	4	4	4	3½	2	4½	12.00	19.20	88.50	7
5	203C	2.0	1M	4½	4½	4½	4½	4½	4½	4½	13.50	27.00	115.50	7
6	401C	1.4	1M	5½	5	5½	5½	6	6	6	17.00	23.80	139.30	7
7	402C	1.6	1M	5½	4½	4½	5	5	5½	5	15.00	24.00	163.30	7
8	301B	1.7	1M	4½	5½	5	5	5½	4½	4½	14.50	24.65	187.95	7
9	202B	1.6	1M	6	4½	4½	5½	4½	4	4½	13.50	21.60	209.55	7
10	5223D	2.3	1M	3½	3½	4	3½	3½	4	4	11.00	25.30	234.85	7
11	5233D	2.5	1M	3½	2	4½	4	4	4½	3½	11.50	28.75	263.60	7

# 2024 C1D3 MSHSAA Boys District Championship

## Event Results

### Boys Class 1 District 3 Diving

Rank	Order	Diver Name	Team Affiliation	Prelims	Semis	Finals
1	7	Luke Burgard	Ft. Zumwalt North	<u>173.60</u>	<u>267.55</u>	<u>374.10</u>
2	6	Elijah Quest	Wentzville Liberty	<u>164.45</u>	<u>249.95</u>	<u>345.60</u>
3	5	Isaac Clayton	Kearney	<u>153.60</u>	<u>233.40</u>	<u>319.60</u>
4	1	Joel Estal	Ft. Zumwalt South	<u>109.30</u>	<u>179.40</u>	<u>300.65</u>
5	4	Jacob Ventimiglia	Ft. Zumwalt North	<u>133.30</u>	<u>204.75</u>	<u>282.15</u>
6	2	James Cartledge	Winnetonka	<u>114.85</u>	<u>183.75</u>	<u>251.55</u>
7	3	Logan Scott	Francis Howell North	<u>127.30</u>	<u>195.90</u>	<u>246.45</u>



## 2024 C1D3 MSHSAA Boys District Championship

### Detailed Results for Boys Class 1 District 3 Diving

Place	Score	Diver	Team											
Rnd	Dive #	DD	Judges Awards							Jdgs	Dive	Score	Rnk	
<b>1 374.10</b>			Luke Burgard							Ft. Zumwalt North				
1	103B	1.7	1M	6	6	6	6	5	4½	5½	17.50	29.75	29.75	2
2	105B	2.6	1M	5½	5½	4	5	5½	5½	5½	16.50	42.90	72.65	1
3	5134D	2.6	1M	5	5	5	5	4½	5	4½	15.00	39.00	111.65	1
4	201B	1.6	1M	5½	4½	5½	5	5	5	5	15.00	24.00	135.65	1
5	203B	2.3	1M	6	5	5½	5	6	5½	5½	16.50	37.95	173.60	1
6	401B	1.5	1M	5½	4½	6½	6	6	5	5	16.50	24.75	198.35	1
7	403B	2.4	1M	6	5	6	6	5½	6	4½	17.50	42.00	240.35	1
8	301B	1.7	1M	5½	5	5½	5½	5½	4½	5	16.00	27.20	267.55	1
9	303B	2.4	1M	4½	5	4½	4½	4½	5½	5	14.00	33.60	301.15	1
10	5233D	2.5	1M	4	4½	5	4½	5	4½	3½	13.50	33.75	334.90	1
11	404C	2.8	1M	4½	5	5	4	5	4½	4½	14.00	39.20	374.10	1
<b>2 345.60</b>			Elijah Quest							Wentzville Liberty				
1	103B	1.7	1M	6½	6½	7	5½	7	6	5½	19.00	32.30	32.30	1
2	105C	2.4	1M	5	5	5½	5	5½	5	5	15.00	36.00	68.30	2
3	201A	1.7	1M	6	4½	4½	5	6	5	5	15.00	25.50	93.80	3
4	203B	2.3	1M	5½	5	5½	5	5½	5	5	15.50	35.65	129.45	2
5	5233D	2.5	1M	5½	4½	5	4½	5	4½	3½	14.00	35.00	164.45	2
6	401B	1.5	1M	6½	5½	5½	5	5½	5	4½	16.00	24.00	188.45	2
7	403C	2.2	1M	5½	5	5½	5½	5½	4½	5½	16.50	36.30	224.75	2
8	301A	1.8	1M	4½	4	4½	5	5½	5	4½	14.00	25.20	249.95	2
9	304C	2.1	1M	4	4	3½	4	4½	4	4½	12.00	25.20	275.15	2
10	5124D	2.3	1M	5½	4½	6	6	5½	5	5½	16.50	37.95	313.10	2
11	5134D	2.6	1M	5	4½	4	4	4½	4	4	12.50	32.50	345.60	2
<b>3 319.60</b>			Isaac Clayton							Kearney				
1	103B	1.7	1M	5½	6½	5½	5	5	6	5½	16.50	28.05	28.05	5
2	104B	2.2	1M	4	4½	4	4½	5	5	5	14.00	32.20	60.25	4
3	5132D	2.2	1M	4½	5½	5	5	5	5½	5½	15.50	34.10	94.35	2
4	401B	1.5	1M	5½	6	5½	5½	6½	6	6	17.50	26.25	120.60	3
5	403C	2.2	1M	5	5	6	4½	5	4½	5	15.00	33.00	153.60	3
6	201A	1.7	1M	6	4½	6	6	6½	5½	5½	17.50	29.75	183.35	3
7	202A	1.7	1M	4½	3½	4	4	4½	4	4½	12.50	21.25	204.60	3
8	301C	1.6	1M	5½	5½	6	6	6	6	6	18.00	28.80	233.40	3
9	5231D	2.1	1M	4½	4½	5	5	4½	5	5	14.50	30.45	263.85	3
10	303C	2.1	1M	5	4	5	4	5	4½	5	14.50	30.45	294.30	3
11	5331D	2.2	1M	2	4	2	4	4	4½	3½	11.50	25.30	319.60	3
<b>4 300.65</b>			Joel Estal							Ft. Zumwalt South				
1	103B	1.7	1M	5½	6	5½	6	5½	6	5½	17.00	28.90	28.90	3
2	105C	2.4	1M	Incorrect Dive							0.00	0.00	28.90	7
3	201B	1.6	1M	4	4½	4	3½	3	4	5	12.00	19.20	48.10	7
4	203B	2.3	1M	4	4½	3½	4½	4	3	4	12.00	27.60	75.70	7
5	5231D	2.1	1M	5½	5	5½	5	5½	4½	5½	16.00	33.60	109.30	7
6	301C	1.6	1M	3	3	2½	3½	4	3	4	9.50	15.20	124.50	7
7	303C	2.1	1M	4½	4	4	5	5	5	4½	14.00	29.40	153.90	7
8	401B	1.5	1M	6½	5½	6	6½	5½	5½	5½	17.00	25.50	179.40	7
9	403B	2.4	1M	5½	6	6½	6½	6½	6	5½	18.50	44.40	223.80	5

### Detailed Results for Boys Class 1 District 3 Diving


Place	Score	Diver	Team											
Rnd	Dive #	DD	Judges Awards							Jdgs	Dive	Score	Rnk	
<b>4 300.65</b>			Joel Estal							Ft. Zumwalt South				
10	404C	2.8	1M	5	4½	5	4	5	4½	5½	14.50	40.60	264.40	4
11	5233D	2.5	1M	5	4½	5	4½	5	4½	5	14.50	36.25	300.65	4
<b>5 282.15</b>			Jacob Ventimiglia							Ft. Zumwalt North				
1	103B	1.7	1M	5	4½	4	4	4½	5	4½	13.50	22.95	22.95	6
2	104B	2.3	1M	4½	4½	4	4	4	5	5	13.00	29.90	52.85	5
3	201B	1.6	1M	5	6	4½	5	4	5	4½	14.50	23.20	76.05	5
4	204C	2.0	1M	5	5½	5½	4½	5	6½	5	15.50	31.00	107.05	5
5	5231D	2.1	1M	4½	4	2	3½	4	4½	5	12.50	26.25	133.30	4
6	401B	1.5	1M	5	5½	4½	4½	4	4½	4½	13.50	20.25	153.55	4
7	403C	2.2	1M	4½	5	4½	4	3½	5	5	14.00	30.80	184.35	4
8	301B	1.7	1M	4½	4	4	4	2	5	4	12.00	20.40	204.75	4
9	304C	2.1	1M	3½	3½	2	4	4	2	3	10.00	21.00	225.75	4
10	5132D	2.2	1M	4	4	4	3½	4	4½	5	12.00	26.40	252.15	5
11	105C	2.4	1M	4½	4½	4	4	4½	4	4	12.50	30.00	282.15	5
<b>6 251.55</b>			James Cartledge							Winnetonka				
1	103C	1.6	1M	5	5½	4½	5½	4½	4½	4½	14.00	22.40	22.40	7
2	201A	1.7	1M	5½	5½	5½	5	5	5½	5½	16.50	28.05	50.45	6
3	5221D	1.7	1M	4	4½	4	4	2	3½	4½	12.00	20.40	70.85	6
4	301C	1.6	1M	5	5	4½	5	4½	4½	5	14.50	23.20	94.05	6
5	302C	1.6	1M	4½	4½	4	4	4	4½	4½	13.00	20.80	114.85	6
6	401C	1.4	1M	6	5	5	6	5½	5	5	15.50	21.70	136.55	6
7	402C	1.6	1M	5½	4½	5½	5	4	4½	5	14.50	23.20	159.75	6
8	102B	1.5	1M	6	5	5½	5	6	5	5½	16.00	24.00	183.75	6
9	5121D	1.7	1M	5½	4½	5	5	5	4½	5	15.00	25.50	209.25	7
10	101C	1.2	1M	5½	4½	4½	5½	5½	4½	5	14.00	16.80	226.05	7
11	202A	1.7	1M	5½	5	4	4½	5½	5	5	15.00	25.50	251.55	6
<b>7 246.45</b>			Logan Scott							Francis Howell North				
1	103B	1.7	1M	6	5	5½	4½	6	6	5½	17.00	28.90	28.90	3
2	104C	2.2	1M	4½	5	5	5½	5	5	5	15.00	33.00	61.90	3
3	201C	1.5	1M	5	5½	4½	5	5	4½	5½	15.00	22.50	84.40	4
4	203C	2.0	1M	4	4	4	3½	3½	4	4	12.00	24.00	108.40	4
5	5231D	2.1	1M	3	4	2	3	3	3½	3	9.00	18.90	127.30	5
6	401B	1.5	1M	4	5	4	5	4	4	5	13.00	19.50	146.80	5
7	403C	2.2	1M	4	4½	4	4½	4	4	4½	12.50	27.50	174.30	5
8	301C	1.6	1M	4½	4½	4	4½	4	4½	4½	13.50	21.60	195.90	5
9	303C	2.1	1M	4	3½	3	4	5	4	3½	11.50	24.15	220.05	6
10	5132D	2.2	1M	4	4	4	4	4½	4	4	12.00	26.40	246.45	6
11	105C	2.4	1M	Incorrect Dive							0.00	0.00	246.45	7

# 2024 C1D4 MSHSAA Boys District Championship

## Event Results

### Boys Class 1 District 4 Diving

Rank	Order	Diver Name	Team Affiliation	Prelims	Semis	Finals
1	8	Gage Wright	Grain Valley High School	<u>210.85</u>	<u>326.25</u>	<u>466.15</u>
2	7	Asa Keim	Grain Valley High School	<u>213.05</u>	<u>320.00</u>	<u>437.85</u>
3	5	Grant Humphrey	Webb City	<u>171.40</u>	<u>256.85</u>	<u>380.65</u>
4	6	Logan Flores	Center	<u>165.45</u>	<u>258.80</u>	<u>362.80</u>
5	3	Landon Sharon	Webb City	<u>145.90</u>	<u>231.60</u>	<u>328.25</u>
6	4	Kayson Monteleon	Glendale High School	<u>160.85</u>	<u>249.35</u>	<u>298.60</u>
7	2	Thomas Klepper	Central High School	<u>142.75</u>	<u>221.85</u>	<u>272.55</u>
8	1	Matthew McCoy	Smith-Cotton High School	<u>110.90</u>	<u>183.50</u>	<u>247.10</u>



## 2024 C1D4 MSHSAA Boys District Championship

### Detailed Results for Boys Class 1 District 4 Diving

Place	Score	Diver	Team
<b>1</b>	<b>466.15</b>	Gage Wright	Grain Valley High School
1	401B	1.5 1M 7 6½ 7½ 8 7 7½ 6½	21.50 32.25 32.25 4
2	403B	2.4 1M 6 6 6½ 7 5½ 6½ 5½	18.50 44.40 76.65 2
3	201B	1.6 1M 7 8 9 8 7 7 7½	22.50 36.00 112.65 2
4	203B	2.3 1M 6 7½ 8 7 8 7 7	21.50 49.45 162.10 2
5	5233D	2.5 1M 6 6½ 7½ 6½ 7 6½ 6	19.50 48.75 210.85 2
6	103B	1.7 1M 7 6½ 9 8 7½ 8 7½	23.00 39.10 249.95 2
7	301B	1.7 1M 8 8½ 9 9 8 8 8	24.50 41.65 291.60 1
8	303C	2.1 1M 5 5½ 6 5½ 6 5½ 5½	16.50 34.65 326.25 1
9	5231D	2.1 1M 6½ 7 7 6½ 7½ 6½ 6½	20.00 42.00 368.25 1
10	5132D	2.2 1M 6 7 6½ 6 7½ 6 6	18.50 40.70 408.95 1
11	105B	2.6 1M 6½ 6½ 8 7½ 7½ 7 7½	22.00 57.20 466.15 1
<b>2</b>	<b>437.85</b>	Asa Keim	Grain Valley High School
1	103B	1.7 1M 6 6½ 7 7 5½ 6½ 6½	19.50 33.15 33.15 2
2	105C	2.4 1M 6 6½ 6½ 6½ 6 6 6½	19.00 45.60 78.75 1
3	401B	1.5 1M 7½ 8 8 8½ 6½ 6½ 8½	23.50 35.25 114.00 1
4	403B	2.4 1M 7 7½ 8 7½ 7 7 7½	22.00 52.80 166.80 1
5	5233D	2.5 1M 6 7 6 6½ 5½ 6½ 6	18.50 46.25 213.05 1
6	5132D	2.2 1M 5½ 6½ 5½ 6 5 6 5½	17.00 37.40 250.45 1
7	201B	1.6 1M 6½ 7 6 7½ 7 6 7	20.50 32.80 283.25 2
8	304C	2.1 1M 5 5½ 5 6 6 6 6	17.50 36.75 320.00 2
9	301B	1.7 1M 4½ 6 5 5½ 5 5½ 5	15.50 26.35 346.35 2
10	405C	3.1 1M 5 5 5 5 5 4½ 5	15.00 46.50 392.85 2
11	205C	3.0 1M 3½ 4 5 5 5½ 5 5½	15.00 45.00 437.85 2
<b>3</b>	<b>380.65</b>	Grant Humphrey	Webb City
1	105C	2.4 1M 5 4½ 5 5 5½ 7	15.50 37.20 37.20 1
2	201A	1.7 1M 6 6 7½ 6½ 6 6½ 7	19.00 32.30 69.50 3
3	203B	2.3 1M 5 5 5½ 6 5½ 5½ 6	16.50 37.95 107.45 3
4	302B	1.7 1M 5 6 5 6 5 5½ 5½	16.00 27.20 134.65 3
5	303C	2.1 1M 6 4½ 5½ 6 6 5½ 6	17.50 36.75 171.40 3
6	5333D	2.6 1M 4½ 3½ 4 4 4 4 4	12.00 31.20 202.60 3
7	103B	1.7 1M 6 6½ 5 6 5 5½ 7½	17.50 29.75 232.35 3
8	401C	1.4 1M 6½ 6 6½ 4 6 5½ 5½	17.50 24.50 256.85 4
9	403C	2.2 1M 7 6 7 6½ 6½ 6 6½	19.50 42.90 299.75 3
10	404C	2.8 1M 4½ 4 5 6 5½ 5½ 5	15.50 43.40 343.15 3
11	5233D	2.5 1M 5 5 5 5 5 5 5	15.00 37.50 380.65 3
<b>4</b>	<b>362.80</b>	Logan Flores	Center
1	401C	1.4 1M 5½ 6 5½ 5½ 5 6½ 6	17.00 23.80 23.80 7
2	403C	2.2 1M 5½ 6 7 5½ 6½ 6½ 6	18.50 40.70 64.50 5
3	5231D	2.1 1M 4½ 5½ 4½ 5½ 4½ 6½ 6	15.50 32.55 97.05 5
4	103C	1.6 1M 6 6½ 6½ 6½ 6 6½ 7	19.50 31.20 128.25 5
5	105C	2.4 1M 5 4 4½ 5½ 5 6 5½	15.50 37.20 165.45 4
6	201A	1.7 1M 5½ 7 6 6½ 6 5½ 7	18.50 31.45 196.90 4
7	204C	2.0 1M 5 4½ 5 6 6 6½ 6	17.00 34.00 230.90 4
8	301A	1.8 1M 5 4 4½ 5½ 6 5½ 5	15.50 27.90 258.80 3
9	304C	2.1 1M 5 5 5½ 6½ 6 6½ 7	18.00 37.80 296.60 4

### Detailed Results for Boys Class 1 District 4 Diving

Place	Score	Diver	Team
<b>4</b>	<b>362.80</b>	Logan Flores	Center
10	5331D	2.2 1M 5½ 5 6 6 6½ 6 6½	18.00 39.60 336.20 4
11	404C	2.8 1M 2 3 3 5 4 3½ 3	9.50 26.60 362.80 4
<b>5</b>	<b>328.25</b>	Landon Sharon	Webb City
1	5231D	2.1 1M 5 5 5 5½ 5 5½ 5½	15.50 32.55 32.55 3
2	202A	1.7 1M 5 4½ 4½ 5½ 5½ 5½ 6½	16.00 27.20 59.75 6
3	203A	2.5 1M 4 2 5½ 2 4 4 3	11.00 27.50 87.25 7
4	301C	1.6 1M 5 5 5 5 5 6 5	15.00 24.00 111.25 7
5	303C	2.1 1M 5 5 5 5½ 6 6 6½	16.50 34.65 145.90 6
6	5131D	2.0 1M 4½ 4 5½ 5 4½ 7 5	14.50 29.00 174.90 6
7	401A	1.8 1M 4½ 5½ 5 5 4 4½ 5	14.50 26.10 201.00 6
8	103B	1.7 1M 6 6½ 5½ 6 6 6 6½	18.00 30.60 231.60 6
9	403C	2.2 1M 5 4½ 5 5 5 5½ 5	15.00 33.00 264.60 6
10	102B	1.5 1M 7 5½ 5½ 5½ 6½ 6 6	17.50 26.25 290.85 6
11	5132D	2.2 1M 5½ 5½ 5½ 5 6 6 7	17.00 37.40 328.25 5
<b>6</b>	<b>298.60</b>	Kayson Monteleon	Glendale High School
1	103C	1.6 1M 6 6 5½ 5½ 5½ 5½ 6	17.00 27.20 27.20 5
2	104C	2.2 1M 5½ 5½ 5½ 5½ 6 6 6½	17.00 37.40 64.60 4
3	403C	2.2 1M 6 5½ 5½ 6½ 5 6 7	17.50 38.50 103.10 4
4	303C	2.1 1M 4 4½ 4½ 4½ 5 5½ 5	14.00 29.40 132.50 4
5	304C	2.1 1M 4 4½ 4 4½ 5 5 4½	13.50 28.35 160.85 5
6	203C	2.0 1M 5½ 5½ 6 5½ 6 6½ 5½	17.00 34.00 194.85 5
7	204C	2.0 1M 4 4 4½ 5 5 5½ 5	14.50 29.00 223.85 5
8	5221D	1.7 1M 5 5 5 5½ 5½ 5 5	15.00 25.50 249.35 5
9	301C	1.6 1M 4½ 4 3 4 4 5 4	12.00 19.20 268.55 5
10	401B	1.5 1M 6½ 6 5½ 5½ 5½ 6½ 6	17.50 26.25 294.80 5
11	5122D	1.9 1M 3 4 0 0 2 0 0	2.00 3.80 298.60 6
<b>7</b>	<b>272.55</b>	Thomas Klepper	Central High School
1	103C	1.6 1M 5½ 5 5 5 5 5½	15.00 24.00 24.00 6
2	104C	2.2 1M 4 4½ 5 4½ 5 4½ 5½	14.00 30.80 54.80 7
3	403C	2.2 1M 5½ 5 6 6 5 5½ 6½	17.00 37.40 92.20 6
4	201C	1.5 1M 5 5 4½ 5 5 5 5½	15.00 22.50 114.70 6
5	202A	1.7 1M 5½ 5½ 5 5½ 6 5 5½	16.50 28.05 142.75 7
6	301C	1.6 1M 5½ 5½ 5½ 5 6 5 5	16.00 25.60 168.35 7
7	302C	1.6 1M 6 5½ 5½ 6 6 6 5	17.50 28.00 196.35 7
8	5221D	1.7 1M 5 5 5 5 5½ 5 5	15.00 25.50 221.85 7
9	5122D	1.9 1M 1 0 0 2 0 0 2	1.00 1.90 223.75 7
10	401B	1.5 1M 6 5½ 5 5½ 6 5 5	16.00 24.00 247.75 7
11	402C	1.6 1M 6 5 5 5½ 5 5½ 5	15.50 24.80 272.55 7
<b>8</b>	<b>247.10</b>	Matthew McCoy	Smith-Cotton High School
1	102C	1.4 1M 5 5 4½ 4½ 5 4½ 5	14.50 20.30 20.30 8
2	201A	1.7 1M 3½ 4 4 4 3½ 4½ 4	12.00 20.40 40.70 8
3	301C	1.6 1M 4 5½ 4½ 5 5½ 5 5½	15.50 24.80 65.50 8
4	402C	1.6 1M 5 5½ 5½ 5½ 5½ 4½ 5	16.00 25.60 91.10 8
5	5211A	1.8 1M 3½ 5 2½ 4 3½ 3½ 4	11.00 19.80 110.90 8
6	101A	1.4 1M 5½ 5 5½ 5½ 5 5½ 6	16.50 23.10 134.00 8



## 2024 C1D4 MSHSAA Boys District Championship

### Detailed Results for Boys Class 1 District 4 Diving

Place	Score	Diver	Team
-------	-------	-------	------

Rnd Dive # DD Judges Awards Jdgs Dive Score Rnk

8		247.10		Matthew McCoy							Smith-Cotton High School			
7	202A	1.7	1M	5	5	4	5	5	5	5	15.00	25.50	159.50	8
8	302C	1.6	1M	5	5	5	5	5	5	5	15.00	24.00	183.50	8
9	401C	1.4	1M	5½	5	5	4½	5	5½	5½	15.50	21.70	205.20	8
10	5121D	1.7	1M	4½	4	4	4½	5½	4	4½	13.00	22.10	227.30	8
11	5321D	1.8	1M	3	4	2	2	4½	4	4	11.00	19.80	247.10	8